

XPL200A

SPECIFICATIONS

ACOUSTIC & ELECTRICAL SPECIFICATIONS:

- Nominal Impedance: 6 ohm
- Max Recommended Amplifier Power: 200W - Continuous
800W - Peak
- Frequency Response: 35 Hz to 25 kHz (± 6 dB)
- Sensitivity: 90 dB SPL*
- Crossover Frequencies: 300 Hz, 1.1 kHz, 4.5 kHz

SYSTEM COMPONENTS:

- Cabinet: CXPL200A (Not For Sale)
- Grille: GXPL200
- Low Frequency Transducer: 2214H-1 (12 in.) 300mm Cone Transducer
- Mid Frequency Transducer: 115H-1 (6.5 in.) 165mm Cone Transducer
- Mid Frequency Transducer: 093Ti (3 in.) 75mm Pure Titanium Dome
- High Frequency Transducer: 046Ti-1 (1 in.) 25mm Pure Titanium Dome

SYSTEM COMPONENTS (cont'd)

- Crossover Network: NXPL200A

PHYSICAL SPECIFICATIONS:

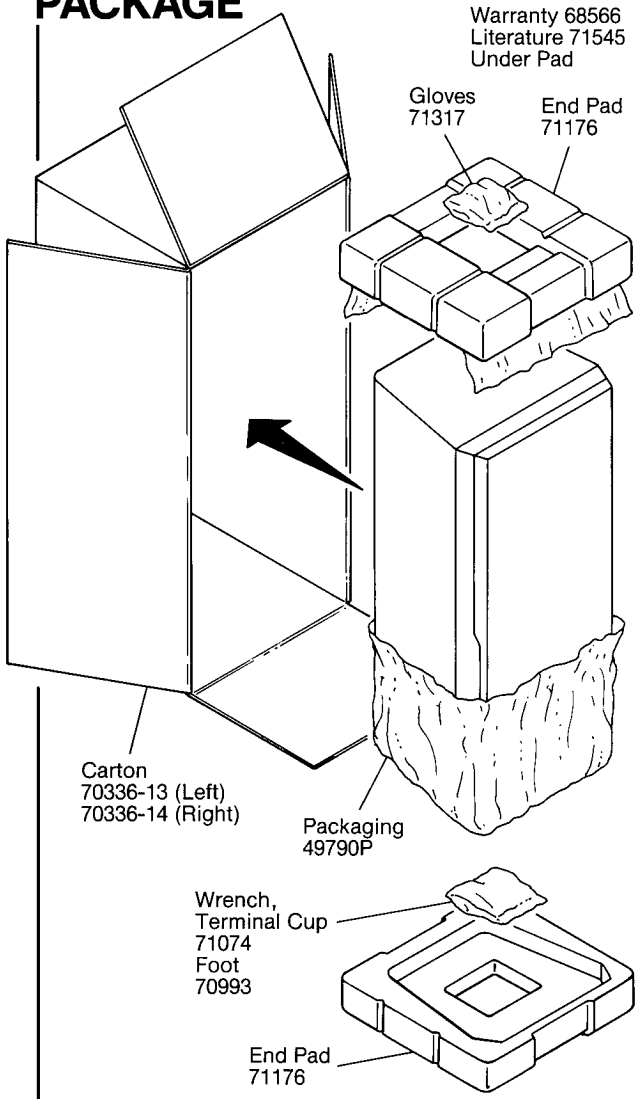
- Enclosure Dimensions: (39.0 x 16.0 x 14.0 in. D)
991mm x 406mm x 356mm D
- Shipping Weight: 90 lbs. (40.8 kg) Each

WARRANTY INFORMATION:

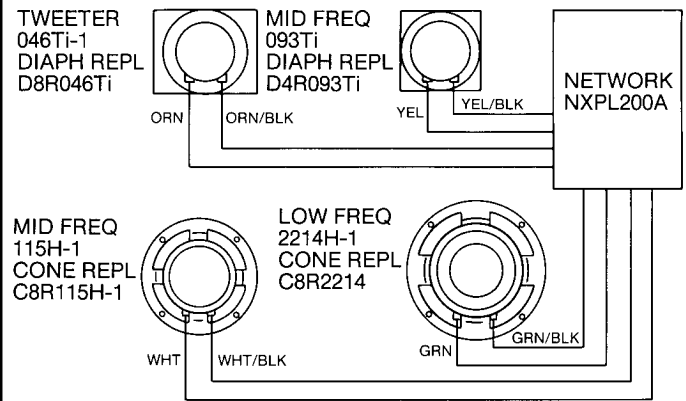
- Refer to the Warranty Statement packed with each product.

*1 Watt (2.83 V RMS) @ 1 Meter

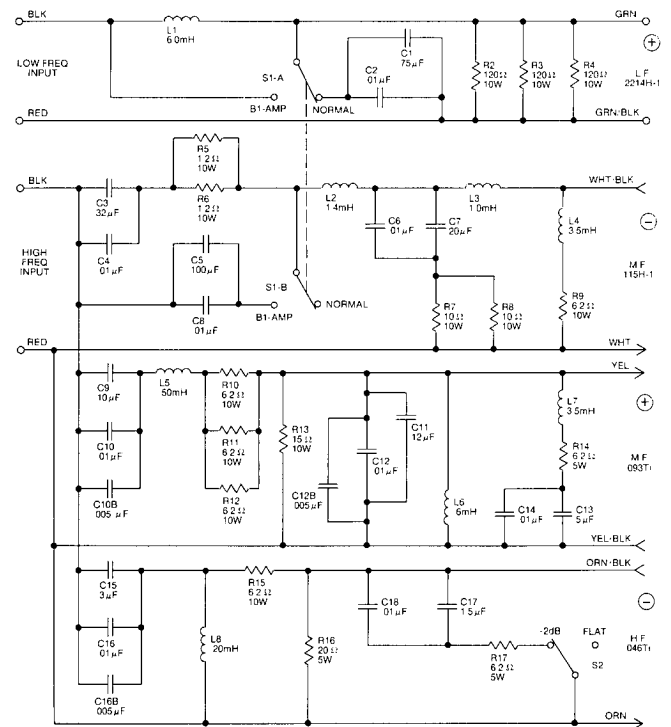
PACKAGE



WIRING DIAGRAM



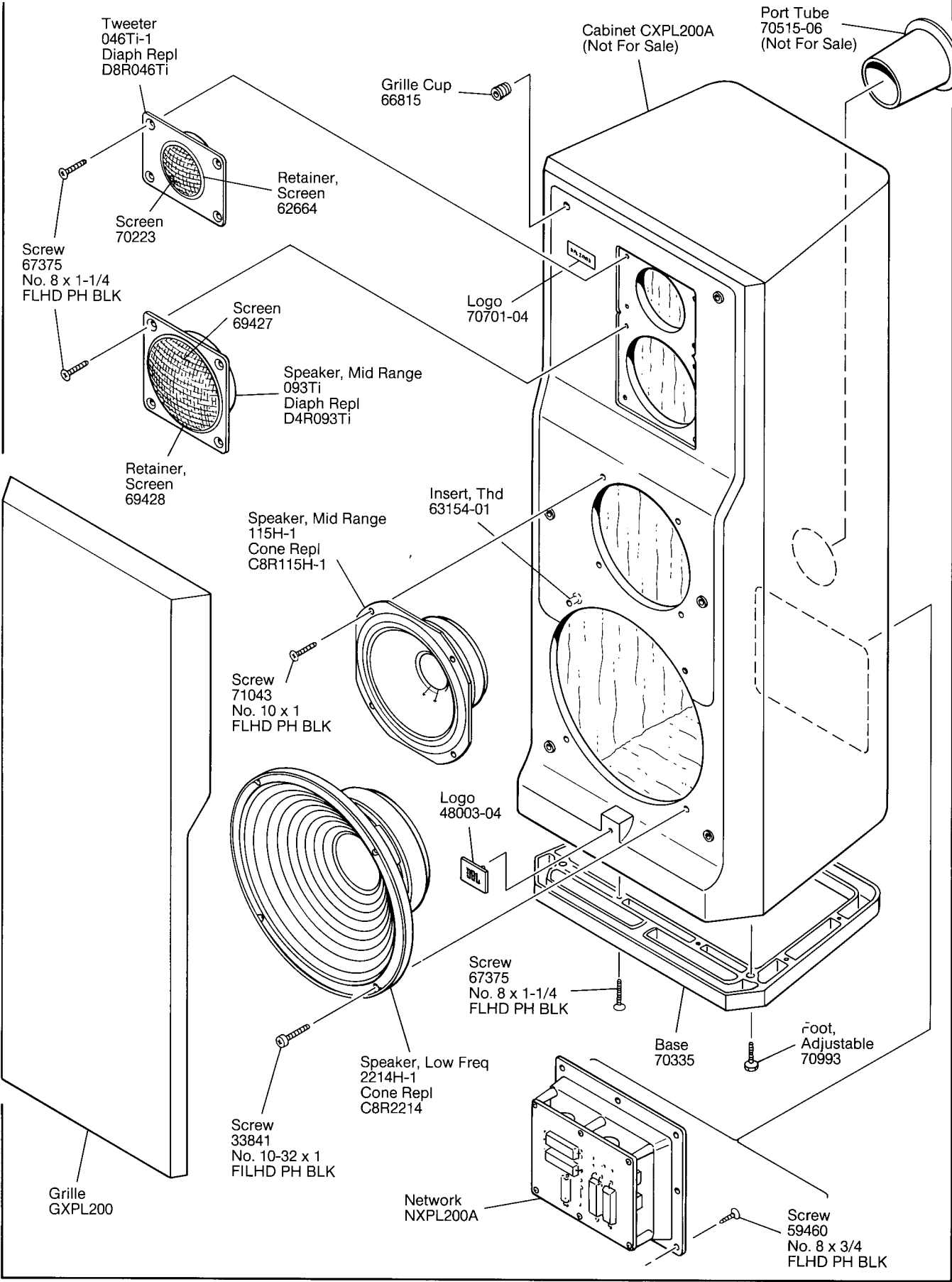
SCHEMATIC NXPL200A



DRIVER	TEST VOLTAGE	SWEEP FREQUENCY	GAP GAUGE	DCR MIN-MAX.
046Ti-1	2.83	2KHZ-20KHZ	.031"	3.5-4.2 OHMS
093Ti	6	100HZ-20KHZ	.048"	3.8-4.2 OHMS
115H-1	6	20HZ-1.2KHZ	.057"	3.8-4.6 OHMS
2214H-1	7.2	20HZ-1.2KHZ	.053"	5.1-6.3 OHMS

XPL200A

COMPONENT EXPLODED VIEW



XPL200A